



The vtLicense-RM server is a compact network appliance that provides host systems with network access to virtual Alpha and VAX Bare Metal license keys. When used in conjunction with redundant host hardware, vtLicense servers provide the framework for high availability, disaster-resilient computing environments.

How Bare Metal License Validation Works

The right to use vtAlpha and vtVAX Bare Metal virtualization products is validated using information registered in a hardware license container (typically a USB memory device; other media are available upon request for an additional charge). Each vtAlpha and vtVAX instance is allocated a license at start-up and checks periodically thereafter to ensure that the reserved license is still accessible.

In most cases, the USB-based license container (aka 'key') is installed in an available USB port on the host PC. However, it may be necessary to physically move a USB device if host migration is initiated. In other cases, especially when the host system is a virtual machine, a direct-attached USB port may not be available. In rare cases, customers may request strict physical security for the USB devices to deter accidental or unauthorized removal.

vtLicense Servers Provide Flexible, Secure Configurations

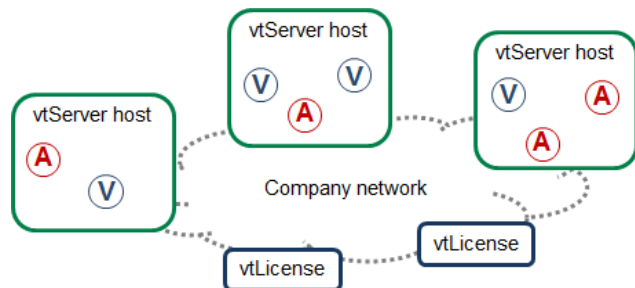
vtLicense servers address these configuration issues by providing network access to the license containers, which can be accessed by multiple host systems. If the virtual Alpha or VAX instances are moved to a new host, their assigned license will be accessible via the network without any additional physical intervention, minimizing the reconfiguration time.

vtLicense servers are managed remotely using a web browser interface similar to vtMonitor. This facilitates remote placement of the units to minimize impact in the event of a physical disaster.

vtLicense servers contain three internal USB ports that can be accessed only by removing the unit cover, providing enhanced physical security for the license containers.

vtLicense Servers Provide Reliability and Redundancy

Besides adding flexibility and security to datacenter configurations, vtLicense servers can be used to increase the uptime of your virtual VAX and Alpha systems. The diagram below shows an example of a redundant, high-availability configuration. To achieve maximum redundancy and availability, the various hardware components should be distributed across multiple network segments.



Each vtServer host may run one or more vtAlpha and vtVAX instances simultaneously. These instances may be either production or 'disaster recovery' instances. Additional host hardware can be provisioned to allow these instances to failover to backup systems, either with manual intervention or automatically (e.g., VMware vMotion). When used with vtLicense servers, the vtAlpha and vtVAX instances will automatically discover their licenses across the network, allowing for automatic host transitions.

Redundant vtLicense servers and license keys are the final element in forming a configuration with no single point of failure. To allow for cost-effective disaster-resilient configurations, vtAlpha and vtVAX reduced-cost failover licenses are available in two forms. **Disaster Recovery Licenses** provide 30 days of run-time consumed in 10-minute increments with no expiration date. **Fault Tolerant Licenses** provide unlimited run-time for the duration of the support contract. Ask your reseller for details.

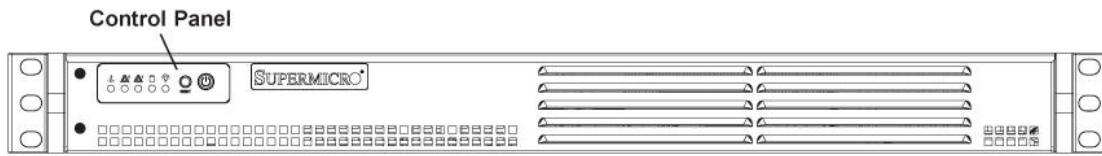
vtLicense-RM and -RM2 are provided in a 1U, 9.8 inch (249 mm) deep rack-mountable enclosure. All connections are on the rear panel of the unit; operator controls and status indicators are located on the front panel. vtLicense-RM has two (2) external and three (3) internal USB ports; vtLicense-RM2 has six (6) external and one (1) internal USB ports.

Two Ethernet interfaces are available; the second interface will be used as failover should the primary link go down.

Consult with your certified vtAlpha and vtVAX reseller regarding your specific disaster tolerance requirements.

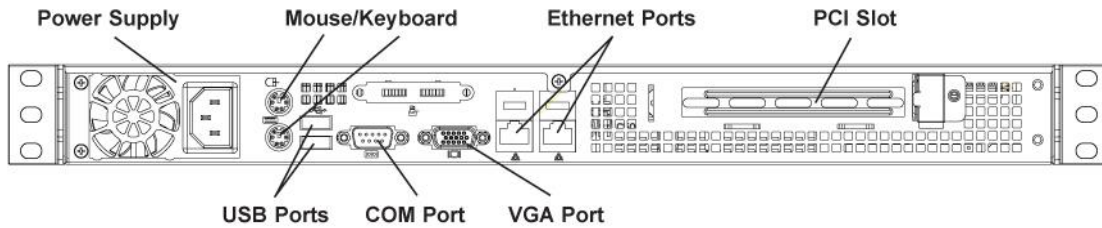
vtLicense Hardware

Front



To power off the unit, press and hold the power button for 5 seconds.

Rear



The external USB ports support the vtAlpha and vtVAX license key. The vtLicense-RM2 has four (4) USB ports in the position labeled “PCI slot” in the diagram above.

The vtLicense server has two Ethernet interfaces to provide redundant network connectivity. If connected, the second interface is used as a fail-over if the primary network connection is lost.

The other connections are not used.

Chassis

Form Factor	1U Rackmount
Height	1.7" (43mm)
Width	17.2" (437mm)
Depth	9.8" (249mm)
Gross Weight	10 lbs (4.5kg)

Front Panel

Buttons	Power On/Off button (7 sec activation period) System Reset button
LEDs	Power LED Hard drive activity LED 2x Network activity LEDs System Overheat LED

Power Supply

AC Voltage	100 - 240V, 50-60Hz, 3-1.5 Amp Max
-------------------	------------------------------------